








Standardized Purchasing Guide for OSU HAZCOM Placards and Labels

Placard/Label	Location	Dimension (inches)	Example	Link
Global Harmonized Symbols/Placard	Laboratory Entrance Placard	2" x 2"		http://www.grainger.com http://www.mysafetylabels.com/
NFPA 704	Laboratory Entrance Placard	Size ≥ 4" for both height and width		http://www.grainger.com http://www.mysafetylabels.com/
Required Personal Protective Equipment	Laboratory Entrance Placard	≥ 2" placard or Font ≥ 1/2"		http://www.mysafetylabels.com/
Safety Shower and Eyewash	Safety equipment in or near laboratory	Size ≥ 6" for both height and width		http://www.grainger.com http://www.mysafetylabels.com/
Storage Labels	Storage Areas	Font ≥ 1" in height		http://www.grainger.com
Pure chemical secondary storage bottle label	Laboratory	Size varies with bottle		http://www.mysafetylabels.com/
Mixture storage bottle label	Laboratory	Size varies with bottle		http://www.mysafetylabels.com/