







Standardized Guide for OSU HAZCOM Signs and Labels

Sign/Label	Location	Dimension(inches)	Example
GHS Pictograms	Laboratory Entrance	2" x 2"	
NFPA 704	Laboratory Entrance	Size ≥ 4" for both height and width	
Required personal protective equipment	Laboratory Entrance	≥ 2" pictogram or font ≥ 1/2"	
Safety shower and eyewash	In or near laboratory	Size ≥ 6" for both height and width	
Storage labels	Storage areas	Font ≥ 1" in height	
Pure chemical secondary storage bottle label	Laboratory	Size varies with bottle	
Mixture storage bottle label	Laboratory	Size varies with bottle	